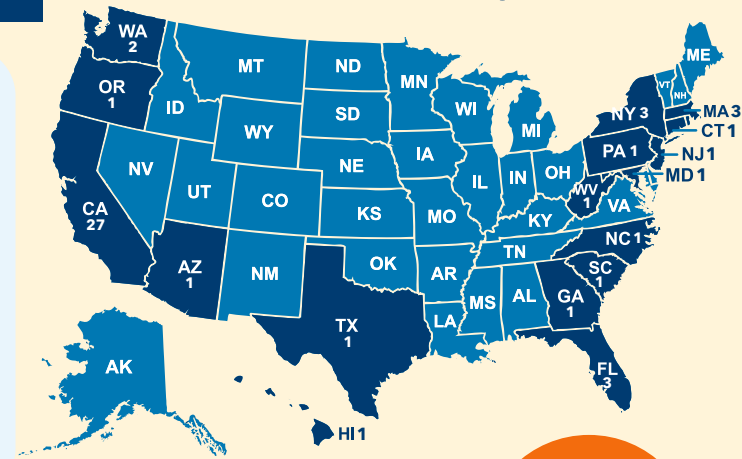
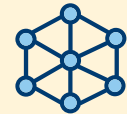


2023 Matriculated Class Profile

Matriculated Class Geographic Map Data



7,731 Primary Applications

7,574 Secondary Applications

14% Re-applicants



Top 10 Schools

- | | |
|----------------|----------------|
| 1. UC Berkeley | 6. Harvard |
| 2. UC Davis | 7. UC Irvine |
| 3. USC | 8. UCLA |
| 4. Yale | 9. UCSD |
| 5. Brown | 10. Vanderbilt |

Top 5 Majors*



- Neuroscience
- Biology
- Human Biology
- Biochemistry
- Psychology



*Common majors

Class Attributes | Class of 2027

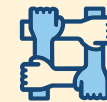
40%
Socioeconomically disadvantaged

32%
Nontraditional students

18%
Non-science undergraduate majors

26%
First-generation students

Race & Ethnicity*



44%
URiM

2% American Indian/Alaskan Native

26% Latine

26% Asian

4% Pacific Islander

18% Black or African American

30% White

6% Unknown

*Total sum of data exceeds 100% as students can select more than one.

Fun Facts

24 Student avg. age

Michael Most common first name

August Most common birth month

Academic Metrics

Class of 2027

132
Average shadowing hours

98%
Students with research experience

Mean MCAT: **516**

Median MCAT: **517**

Mean GPA (Total): **3.76**

Median GPA (Total): **3.70**

Gender Identity and Sexual Orientation* | Class of 2027

48% Women

50% Men

2% GQNB
(Genderqueer Nonbinary)

30% LGBTQ

*The data shown is inclusive of the matriculates for the Regular MD & MD-PhD programs.



KAISER PERMANENTE BERNARD J. TYSON SCHOOL OF MEDICINE